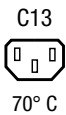


SCHURTER Smart Connector DT31

new



See below:
[Approvals and Compliances](#)

Description

- Standalone device with WiFi and Bluetooth connectivity
- Measurement of energy data and integrated relay switch to generate additional value on the power input

Unique Selling Proposition

- Easy integration of smart IoT functionality into existing devices
- The Smart Connector is connected to the Internet via WiFi 802.11b/g/n and has an integrated energy meter sensor
- Cost savings through optimized use of resources
- Data analysis and processing via SCHURTER Dashboard or SCHURTER App

Characteristics

- WiFi 802.11b/g/n or Bluetooth 4.2 connectivity
- Relay switchable via WiFi (Cloud)
- Integrated energy live measurement with update rate up to 60 sec.
- Low standby Energy consumption (<0.5W)
- Button with RGB backlight
- Smartphone App for easy configuration, control and monitoring (iOS and Android)
- Smart API for direct data transfer to your own cloud

References

Weblinks

[pdf data sheet](#), [html datasheet](#), [General Product Information](#), [Approvals](#), [Distributor-Stock-Check](#), [Accessories](#), [Detailed request for product](#), [Dashboard](#)

Technical Data

Electrical Properties

Ratings IEC	10A / 250VAC; 50Hz
Energy Consumption (Standby)	< 0.5 W
Appliance Inlet	C14 acc. to IEC 60320-1 (for cold conditions) pin-temperature 70 °C, 10A, Protection Class I
Appliance Outlet	C13 with approx. 80 cm permanently connected cable

Mechanical Properties

IP-Protection	IP40
---------------	------

Measurement Properties

Active Energy Metering Error	±0.2% full range
Reactive Energy Metering Error	±0.4% full range
Minimum measurable Current	< 20 mA

Connectivity

Wireless LAN	WiFi 802.11b/g/n
Wireless LAN Security	Bluetooth 4.2 BLE

Serial device interface

Cloud Connectivity

Data stored per device	Online-State
	Time last seen
	Voltage
	Current
	Power
	Accumulated Energy
	Power Factor
	Frequency
	State of AC output
	SSID of the connected network
Data stored per user	Name of the device
	Paired user accounts including device owner
	Username / Password (encrypted)
	E-Mail address
	Subscription information

SCHURTER Smart Services

SCHURTER Smart API	HTTP REST API with user based authentication. The REST API can be used to interface directly with the SCHURTER Smart Cloud via HTTPS and dedicated GET/POST/PUT/DELETE endpoints
SCHURTER Smart Dashboard	Web-based dashboard for device monitoring, management and control
SCHURTER Smart App	Smartphone app for Apple and Android devices. The smartphone app allows to easily configure the WiFi credentials on the SCHURTER Smart Connector DS11 and interface with the SCHURTER Smart Ecosystem

Approvals and Compliances


Detailed information on product approvals, code requirements, usage instructions and detailed test conditions can be looked up in [Details about Approvals](#)

SCHURTER products are designed for use in industrial environments. They have approvals from independent testing bodies according to national and international standards. Products with specific characteristics and requirements such as required in the automotive sector according to IATF 16949, medical technology according to ISO 13485 or in the aerospace industry can be offered exclusively with customer-specific, individual agreements by SCHURTER.

Approvals

The approval mark is used by the testing authorities to certify compliance with the safety requirements placed on electronic products.

Approval Reference Type: DT31

Approval Logo	Certificates	Certification Body	Description
	VDE Approvals	VDE	VDE Certificate Number: 40056685






Product standards

Product standards that are referenced

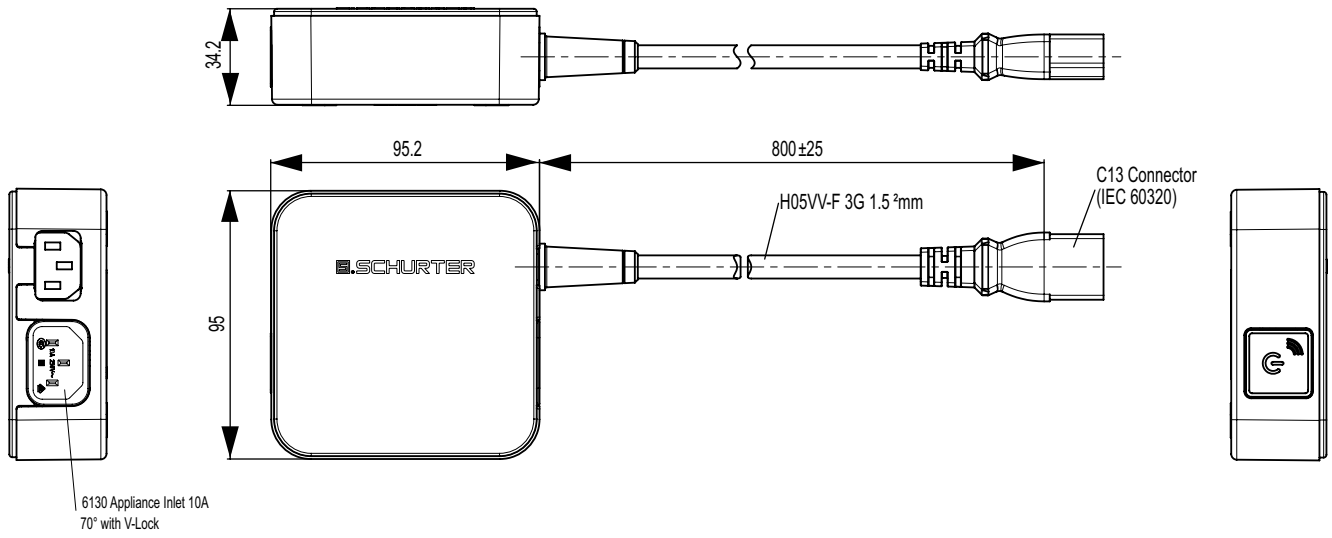
Organization	Design	Standard	Description
	Designed according to	IEC 60320-1	Appliance couplers for household and similar general purposes

Compliances

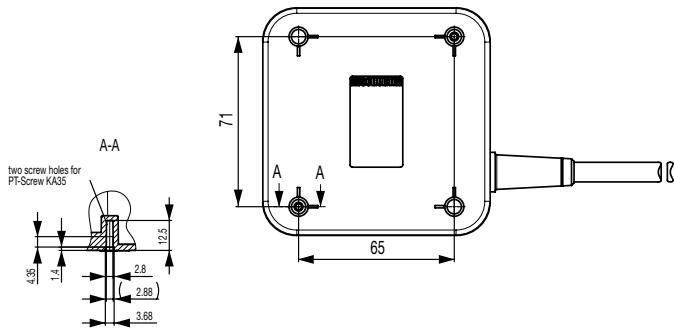
The product complies with following Guide Lines

Identification	Details	Initiator	Description
	CE declaration of conformity	SCHURTER AG	The CE marking declares that the product complies with the applicable requirements laid down in the harmonisation of Community legislation on its affixing in accordance with EU Regulation 765/2008.
	UKCA declaration of conformity	SCHURTER AG	The UKCA marking declares that the product complies with the applicable requirements laid down in the British Amendment of Regulation (EC) 765/2008.
	RoHS	SCHURTER AG	Directive RoHS 2011/65/EU, Amendment (EU) 2015/863
	REACH	SCHURTER AG	On 1 June 2007, Regulation (EC) No 1907/2006 on the Registration, Evaluation, Authorization and Restriction of Chemicals 1 (abbreviated as "REACH") entered into force.
		SCHURTER AG	V-Lock system are based on a matching plug-dose combination. The connector is equipped with a notch intended for use with the latching cordset. The cord latching system prevents against accidental removal of the cordset.

Dimensions [mm]













Assembly Instructions



Order number key

D	T	3	1	-	1	1	-	01	00	-	15	04	-	01	01	01	14
					1	2		3	4		5	6		7	8	9	10

Switching Element																			1	
Relay	=																			
Switch																				2
With	=																			
Color Housing with Switch																				3
White	=																			
Color Housing without Switch																				4
White	=																			
Appliance Inlet																				5
C14	=																			
Rated Current																				6
10 A	=																			
Cord Set Type																				7
H05VV-F 3G1.5	=																			
Color Cord Set																				8
Black	=																			
Length Cord Set																				9
0.8 m	=																			
Connector																				10
C13	=																			

Variants

Rated Current [A]	Protection Class	Power button	IP-Protection	Config. Code	Order Number
10	I	●	IP40	DT31-11-0100-1504-01010114	3-137-396

Most Popular.

Availability for all products can be searched real-time: <https://www.schurter.com/en/info-center/support-tools/stock-check-distributors>

Packaging unit 1 Pcs

Mating Outlets/Connectors shuttered

Category / Description



[Connector Overview complete](#)

4783 Mounting: Power Cord, 3 x 1 mm² / 3 x 18 AWG, Cable, Connector: IEC C13 4783



[Power Cord Overview complete](#)

VAC13KS, Overview, V-Lock cord retaining, diverse Connector IEC C13, diverse, black VAC13KS